



teachtoday
living with technology

Living with technology

Helping your family to stay in control



What technologies are you and your family using?





The workshop

We are going to cover:

1. The technologies children, young people and their families are using
2. Some of the challenges and issues they bring
3. Some practical ideas and tools to help you to stay in control



teachtoday
living with technology

Top 10 internet activities

Activity	Top 10 internet activities carried out at least once a week, by age: 2012 (%)		
	5-7yrs	8-11yrs	12-15yrs
Schoolwork / homework	38	67	82
Online games	47	51	47
Surfing / browsing	15	38	71
Social networking	3	19	75
Videos	9	25	56
Music	7	19	53
Avatar websites	33	36	15
TV	24	21	28
Wikipedia website	4	19	38
Instant messaging	1	11	45

* Ofcom – March 2012

Use of tablet computers

Activity	% of children who use a tablet computer		
	2010	2011	2012
5-7 year olds	0	2	11
8-11 year olds	2	6	13
12-15 year olds	5	6	17

* Ofcom – March 2012

Smartphone ownership


Activity	% of children who own a smartphone	
	2011	2012
5-7 year olds	5	4
8-11 year olds	12	15
12-15 year olds	41	62

* Ofcom – March 2012

Changing technologies



Kids' technologies



60 seconds of the Internet



* www.go-globe.com

In the last 25 seconds...

... there have been:

264 new blog posts

245 members added on Facebook

14,699 tweets sent on Twitter

293,981 videos watched on YouTube

72,613,488 emails sent globally

587,962 searches made on Google

4,832,576 SMS's sent worldwide

* Gary Hayes Social Media Counts


Some things never change

Many things children do online are things they have always done...



Some things never change

... like looking up rude words!



Knowledge vs. wisdom

Knowledge

Many children pick up technology quicker!



Wisdom

Understanding how to behave in a virtual world.






What are the main benefits of digital technologies for your family?



Parent Zone video





What concerns you about your child's use of technology?



Key challenges / issues



So... what should you do now?

1. Get involved in your children's online activity at home and TALK

Check you know what applications they are using, especially chat rooms and games played with others online. Ask who their 'e-pals' are. Get them to teach you about how things work.

2. Support the school

The school has developed an E-Safety programme of study that children receive during their ICT lessons. This teaches about dangers, associated risks and what children can do to keep themselves safe.

3. Encourage Internet use that builds on offline activities

It helps to keep the computer in a family room not tucked away in a child's bedroom. Help your children to use the Internet for homework and leisure interests.

4. Use some of the tools on the computer to help you

Tools

- ✓ Passwords
- ✓ Google SafeSearch
- ✓ YouTube Safety Mode
- ✓ Parental controls on your Internet service
(e.g. BT Family Protection)
- ✓ Parental controls and separate accounts on your computer
- ✓ Parental controls on your mobile phone
(e.g. Vodafone Content Control)
- ✓ Parental controls on your games console
(e.g. Nintendo DS and important control to turn off 3d for children under 7, Xbox and restriction of Xbox live)
- ✓ Facebook privacy controls



1. Passwords

Why are passwords so important?

Passwords: what you can do

- ✓ Change passwords for important accounts regularly (banking, iTunes, Amazon, etc.)
- ✓ Make sure you know who knows them
- ✓ Choose strong passwords (a good combination of uppercase and lowercase characters, numbers and symbols)

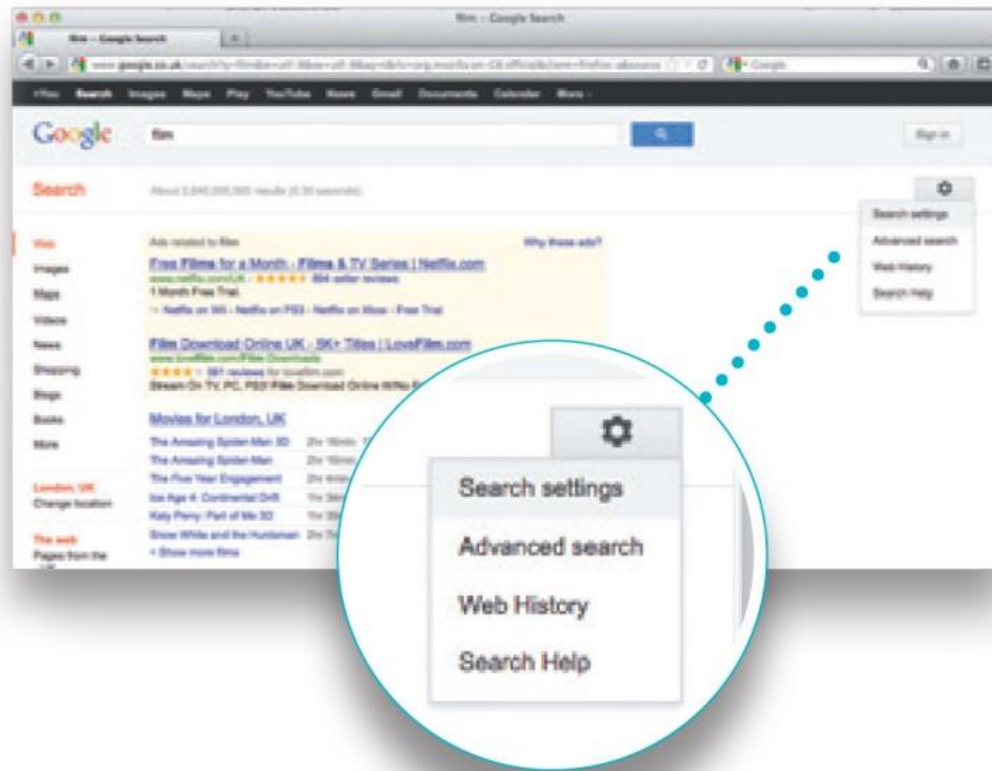


2. Google SafeSearch



Google SafeSearch

SafeSearch helps you to keep adult content out of search results by screening websites that contain sexually-explicit content and removing them from the search results.

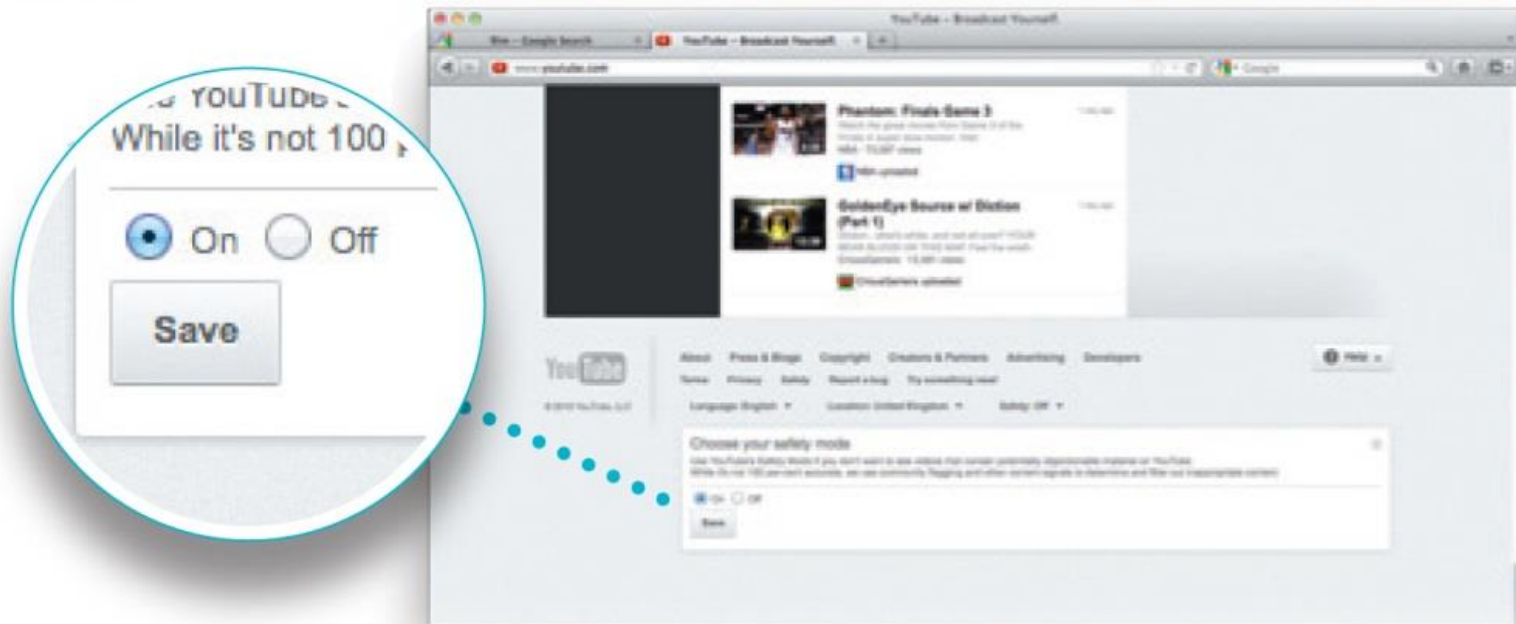




3. YouTube Safety Mode



YouTube Safety Mode





4. Internet provider parental control



Internet provider parental control

- ✓ You can set different age limits for your children so you can make sure they only see content appropriate to their age
- ✓ They enable you to set limits on how long your child stays online and when they go online
- ✓ You can allow or block specific programs, like Instant Messenger, or hardware like webcams

Internet provider parental control



XXX ADULT CHAT ROOMS
INTERNET TROLL ADULT MATERIAL
ADULT PRODUCTS AND SERVICES
SPAM PORNOGRAPHY XXX
BEHAVIOURS VIOLENCE
XX PROMOTION OF HARMFUL BEHAVIOURS
PORNOGRAPHY GAMBLING
ADULT VIDEOS
VIOLENCE ILLEGAL DOWNLOADS
ROOMS CYBER BULLYING
OVER 18s
ADULT PRODUCTS AND SERVICES
PORNOGRAPHY VIRUSES WAREZ
ONLINE VIDEO SOCIAL NETWORKS
PROMOTION OF HARMFUL BEHAVIOURS XXX
CYBER BULLYING ONLINE VIDEO
GAMBLING VIOLENCE HACKING

**Yours at
no extra cost**
Software download
details inside

In association with
 **McAfee**

BT 
Bringing it all together

BT Family Protection
Get started here

Getting started

1. Download McAfee Family Protection at www.bt.com/familyprotection
2. Log in as administrator to create or change your settings
3. The Family Summary page will open – from here you can set up and control your users and their settings

What it does

- ✓ Web blocking – by category or by address

Block these categories:

<input checked="" type="checkbox"/> Alcohol	<input checked="" type="checkbox"/> Free Pages	<input checked="" type="checkbox"/> Murder/Suicide	<input checked="" type="checkbox"/> Sex
<input type="checkbox"/> Auction	<input checked="" type="checkbox"/> Gambling	<input type="checkbox"/> News	<input checked="" type="checkbox"/> Social Networking
<input checked="" type="checkbox"/> Chat	<input checked="" type="checkbox"/> Games	<input checked="" type="checkbox"/> Iludity	<input type="checkbox"/> Sports
<input checked="" type="checkbox"/> Dating	<input checked="" type="checkbox"/> Hate Sites	<input checked="" type="checkbox"/> Personal Info	<input type="checkbox"/> Stocks
<input checked="" type="checkbox"/> Distasteful	<input checked="" type="checkbox"/> Illegal	<input checked="" type="checkbox"/> Pornography	<input checked="" type="checkbox"/> Swimsuits
<input checked="" type="checkbox"/> Drugs	<input type="checkbox"/> Job Search	<input checked="" type="checkbox"/> Profanity	<input checked="" type="checkbox"/> Tobacco
<input checked="" type="checkbox"/> E-Commerce	<input type="checkbox"/> Jokes	<input checked="" type="checkbox"/> School Cheating	<input checked="" type="checkbox"/> Violence
<input type="checkbox"/> Entertainment	<input checked="" type="checkbox"/> Lingerie	<input type="checkbox"/> Search Engines	<input checked="" type="checkbox"/> Weapons
<input checked="" type="checkbox"/> Free Mail	<input checked="" type="checkbox"/> Message Boards	<input type="checkbox"/> Search Terms	

Category Description

Click on a category name to see a description of the websites within that category.

What it does

- ✓ Allows you to set up safe searching
- ✓ Set filters for YouTube
- ✓ Block media players
- ✓ Set controls for American TV sites (UK coming soon)
- ✓ Monitor music downloading

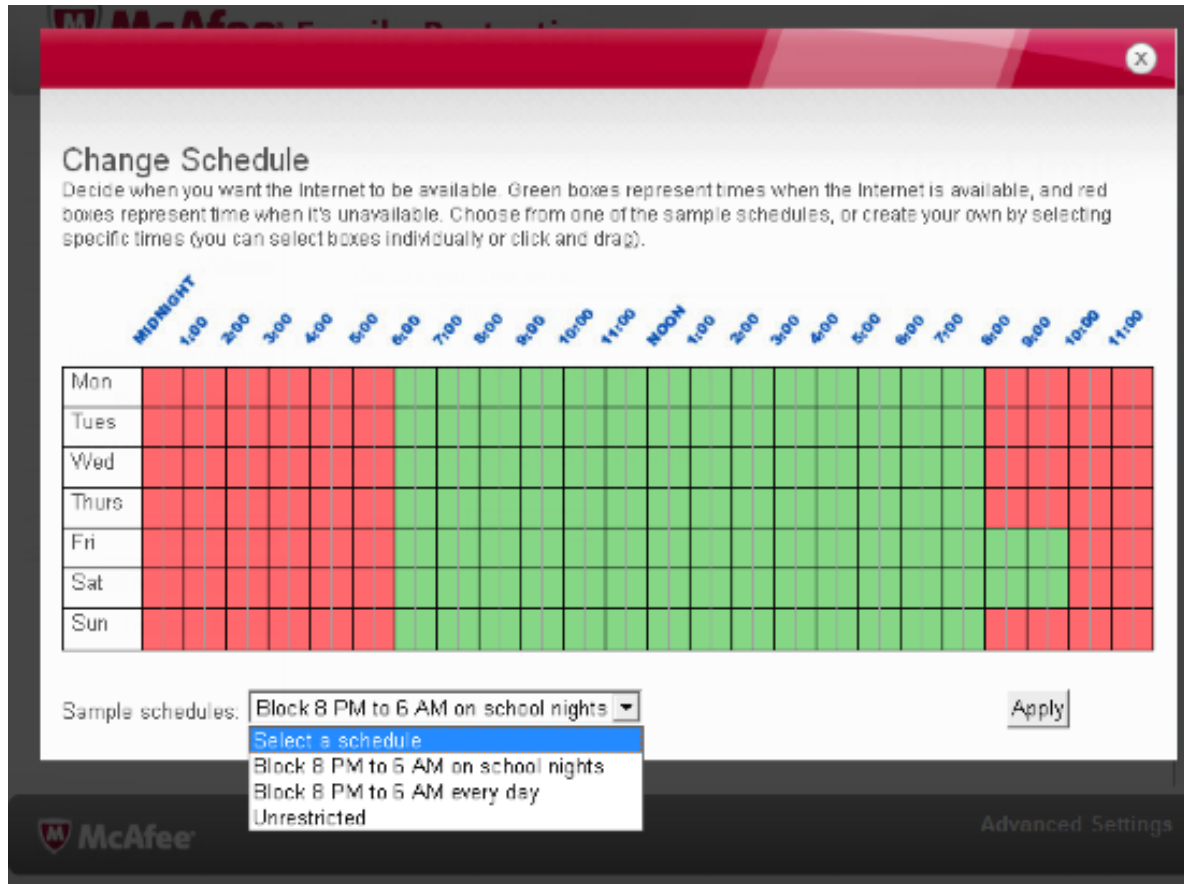
What it does

Allows you to:

- ✓ Block email addresses
- ✓ Block and/or monitor Instant Messenger
- ✓ Block online gaming and gaming websites

What it does

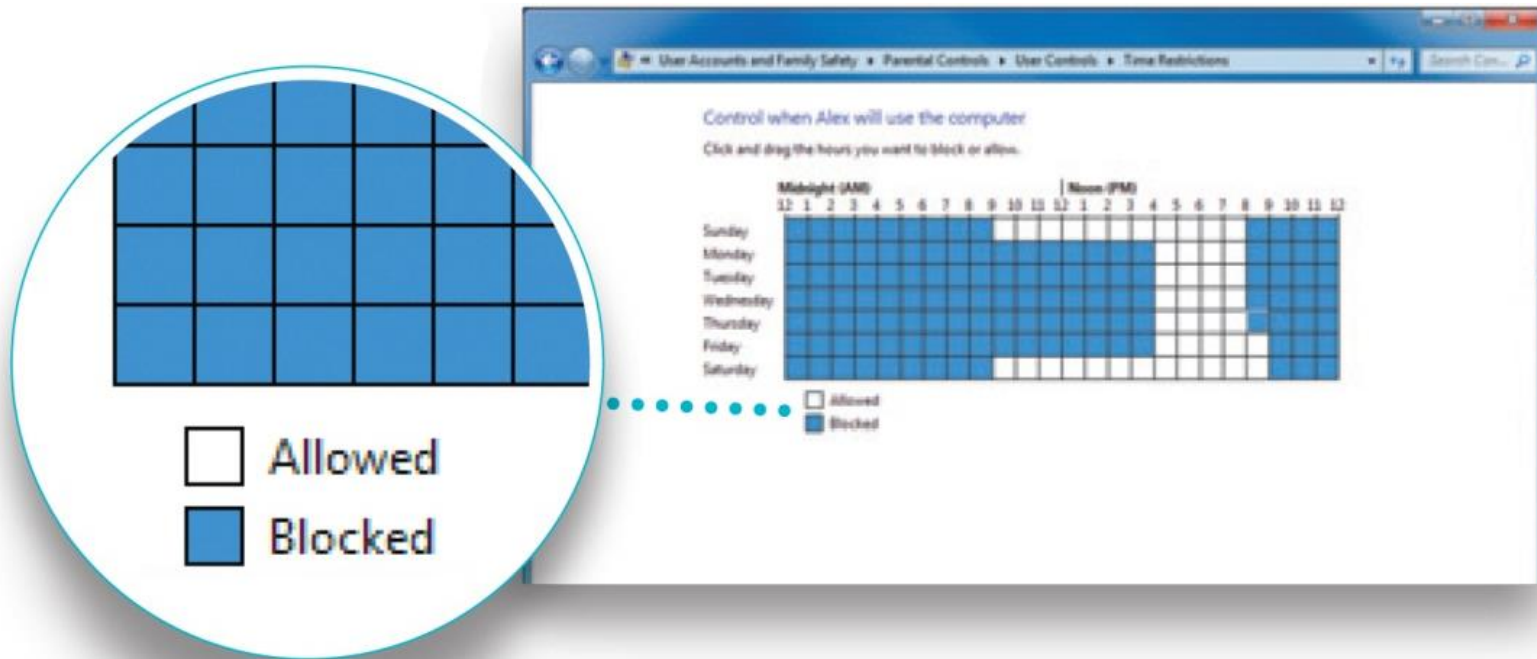
- ✓ Allows you to set time limits for online use





5. Parental Controls on your computer

Computer Parental Controls

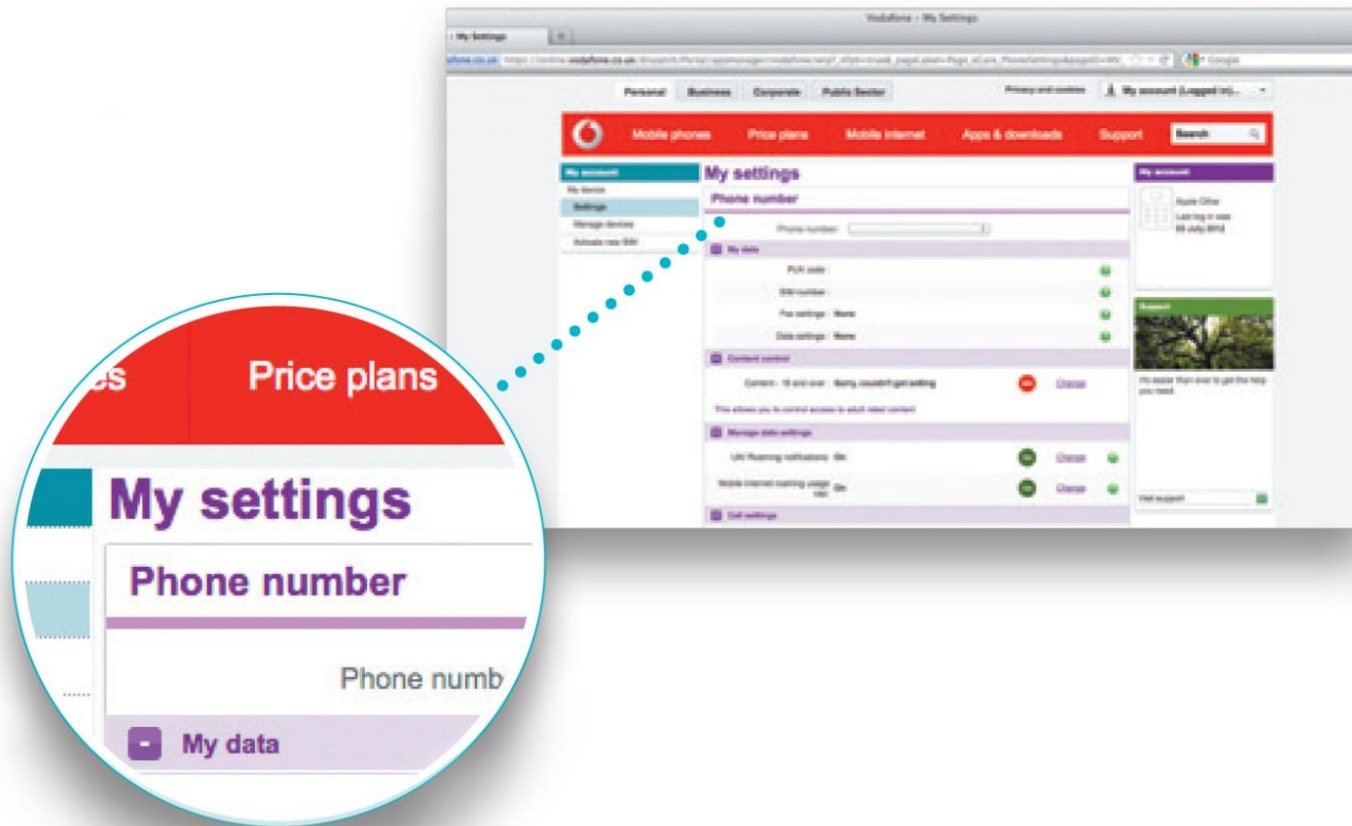




6. Parental Controls on your mobile



Mobile Parental Controls



Mobile Parental Controls

Vodafone Guardian app

The Vodafone Guardian app helps to keep children safer when using a smartphone



Digital Parenting magazine

Expert View articles, 'How to' guides and Take Action checklists will help you feel more confident about getting involved





7. Parental Controls on your games console

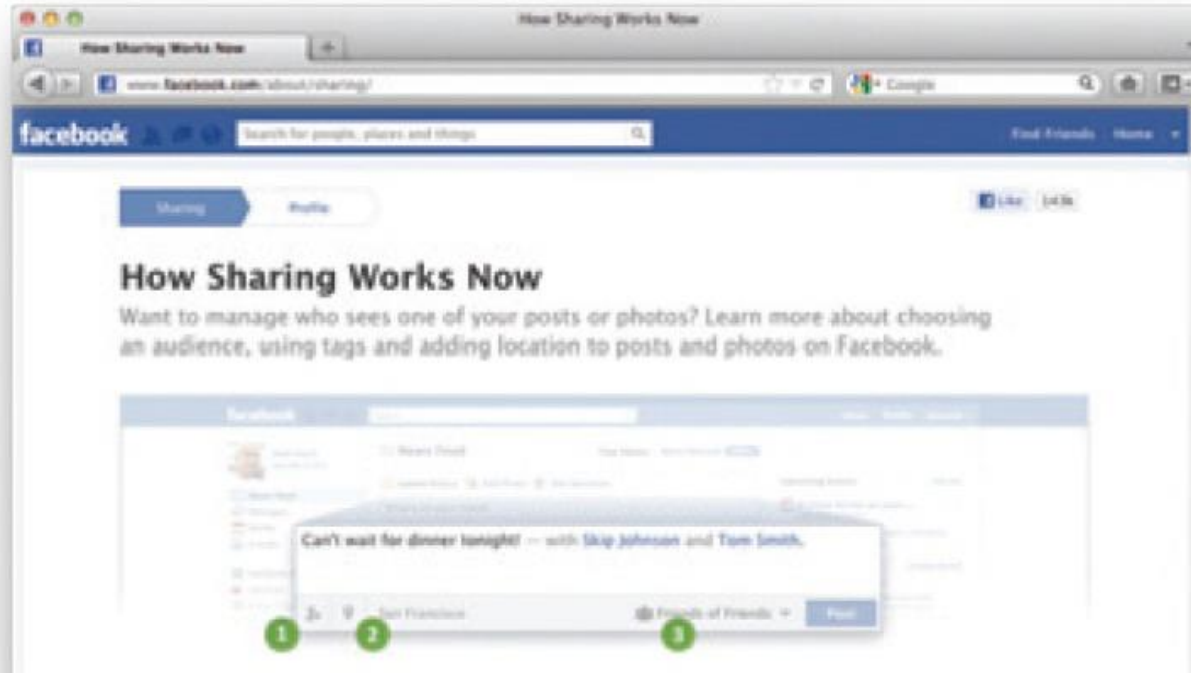
Console Parental Controls





8. Facebook privacy controls

Facebook privacy controls



Sharing on Facebook

- ✓ Click on 'customise settings' in the 'Sharing on Facebook' section
- ✓ Choose who your child is happy seeing and commenting on things they share, post or are tagged in – your child can choose 'Everyone', 'Friends of Friends' or 'Friends'

Basic directory information

- ✓ Certain information is visible to everyone on Facebook and can't be customised
- ✓ Other basic settings can be changed
- ✓ Go to 'Account/Privacy Settings'
- ✓ Click on 'View Settings' in the 'Basic Directory Information'
- ✓ Decide who can see particular information

Applications and websites

- ✓ This section controls what information is shared with applications, games and websites
- ✓ Click edit settings to choose things like 'who can see your recent games and application activity'

Block lists

- ✓ This lets your child block certain people from interacting with them, or seeing their information
- ✓ Click on 'Edit your lists' and you can enter in the name and email address of people your child wants to block

Summary – what can you do?

- ✓ Take 10 minutes to look at and set the parental controls on all the devices in your home
- ✓ Go through the Facebook privacy controls with your child and any other social networks
- ✓ Set SafeSearch



Looking for more information?

T-Mobile

Google



Microsoft

vodafone

YAHOO!

Useful links

- Teachtoday: www.teachtoday.eu
- Vodafone Digital Parenting: vodafone.com/parents
- Mumsnet: www.mumsnet.com
- ParentPort: www.parentport.org.uk
- The Parent Zone: www.theparentzone.co.uk
- Child Exploitation & Online Protection Centre: www.ceop.police.uk
- Missing & Exploited Children: www.missingkids.com
- Childnet International: www.childnet.com
- CEOP: www.thinkuknow.co.uk/parents/parentsguide
- UK Safer Internet Centre: www.saferinternet.org.uk



Any questions?

Contact the helpline
we've set up on:
XXX XXX XXXX

@TeachtodayUK on Facebook and Twitter
www.teachtoday.eu