












YEAR GROUP TIMETABLE - Year 1

Time	Subject/ Activity	Pupils	
9:00 - 9:15	Registration Get Ready to Learn exercise (Video)	Pupils online	 online
9:15-9:30	Teacher will explain tasks for the day	Pupils online Ask questions about tasks.	 online
9:30 - 10:00	Read a book you have at home for 15 mins then draw a picture and write about your favourite character/s and explaining why.	Pupils offline	 not online
10:00 - 10:30	<u>YEAR 1 Study guides</u> 1. Comprehension Book 1 page: 24-25 - Reasons and Party time 2. English activity book page 20-21 - Tricky words <u>Reception Study guides</u> 1. Maths - pg 8-9 - The numbers 11-20 2. Writing Activity Book - 12 -13	Pupils offline	 not online
10:30 - 11:00	Break	Break	 break
11:00 - 12:00	<u>YEAR 1 Study guides</u> 3. Science pg 36-37 - Talking about materials 4. Handwriting pg 22-23 - Numbers <u>Reception Study guides</u> Phonics - pg - 12-13 - th and ng Colour - pg 12-13 - Stars, Ovals & Diamonds	Pupils offline	 not online
12:00 - 13:00	Lunch	Lunch	 lunch
1:00 - 1:15	Celebration Assembly	Pupils join virtual assembly	 online
1:15 - 1:30	Registration	Pupils online, feedback	 online
1:30 - 2:00	Practise a life skill (MAGIC MOMENT): 1. Practise a dance performance and record it (see video clip in the assignment) 2. make some biscuits (see video clip)	Pupils offline	 not online
2:00 -3:00	Creative Arts -	Pupils offline	 not online

- | | | | |
|--|--|--|--|
| | <ol style="list-style-type: none">1. Make a collage using different materials at home
(see clip)2. Design and build a home for an insect (see
examples) | | |
|--|--|--|--|